

BANGLE SIZE GUIDE

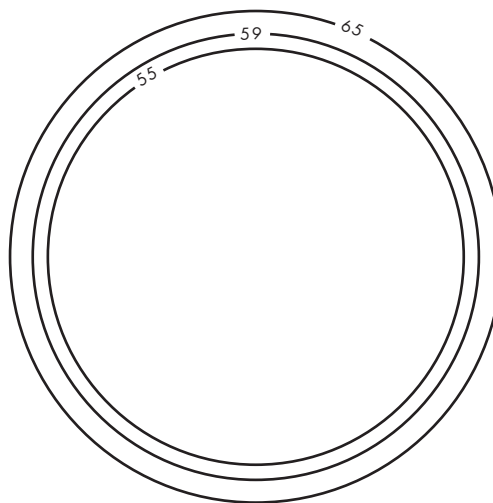
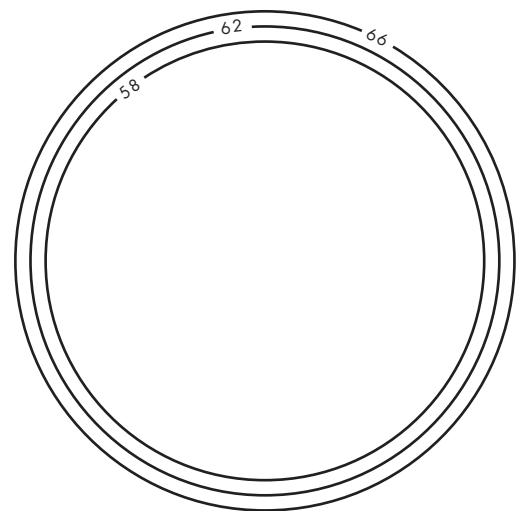
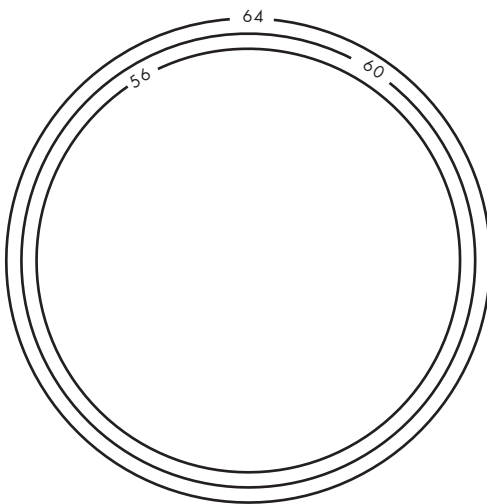
OPTION 1: HOW TO KNOW YOUR SIZE BY MEASURING A BANGLE

VERY IMPORTANT: *This document must be printed in original size A4. Be sure not to use the option to fit or shrink to page, as you'll need it to be exactly the right size.*

Measure the line below and make sure that's 100mm.

If you have a bangle that fits the wrist to be sized, place it over the circles below, matching the inside edge of the bangle to the drawing. If the bangle falls between two sizes, choose the larger size.

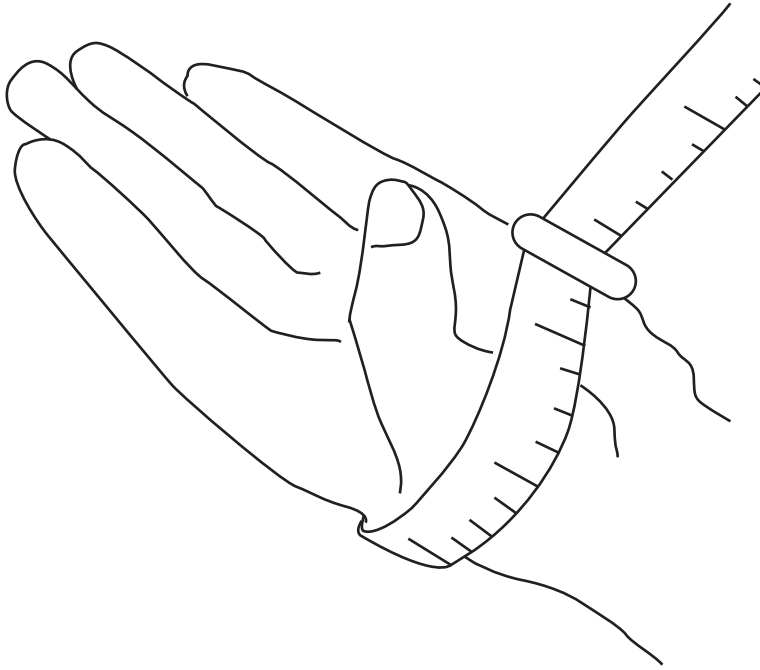
100 mm



**OPTION 2: IF YOU DON'T HAVE ANY RING:
USE THE SIZER TO MEASURE YOUR FINGER**

Use a tape measure.
To take the measure, put your thumb inside your hand, as shown in the drawing below.

Then refer to the conversion chart below or on the website:
coraliegrzes.com, in the section Size.



Circumference	SIZE
17 cm	→ Size 17
17,5 cm	→ Size 17,5
18 cm	→ Size 18
18,5 cm	→ Size 18,5
19 cm	→ Size 19
19,5 cm	→ Size 19,5
20 cm	→ Size 20
20,5 cm	→ Size 20,5
21 cm	→ Size 21

INTERNATIONAL BANGLE SIZE CONVERSION CHART
--

Coralie Grzes size (Spanish size)	French size	Circumference in cm	Internal diameter in cm
17	55	17	5,5
17,5	56	17,5	5,6
18	58	18	5,8
18,5	59	18,5	5,9
19	60	19	6
19,5	62	19,5	6,2
20	64	20	6,4
20,5	65	20,5	6,5
21	66	21	6,6